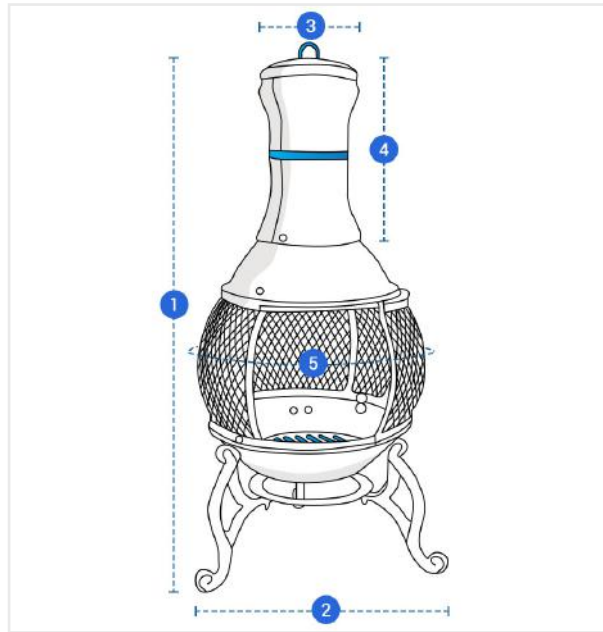


How to Measure Chiminea Cover

Measurement Instruction

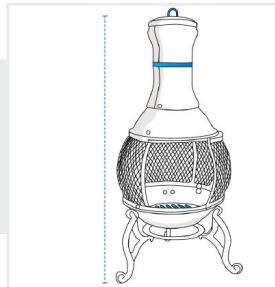
- ✓ Give exact measurement from edge to edge.
- ✓ We add 1" to 2" leeway on the given width/depth for easy pull-in and pull-out.
- ✓ The height dimensions will remain same as provided by you.



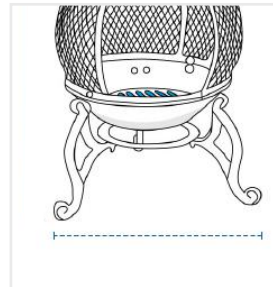
Measurement (Inches)

1. Total Height	<input type="text"/>	2. Base Diameter	<input type="text"/>
3. Upper Diameter	<input type="text"/>	4. Neck Height	<input type="text"/>
5. Heat Chamber Diameter	<input type="text"/>		

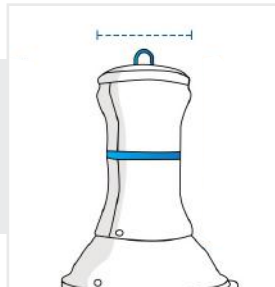
1. Total Height:
Total Height of the Chiminea Cover



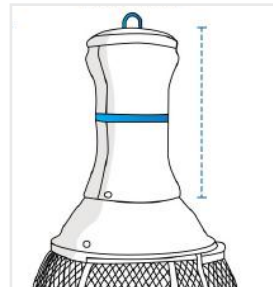
2. Base Diameter:
Base Diameter of the Chiminea Cover



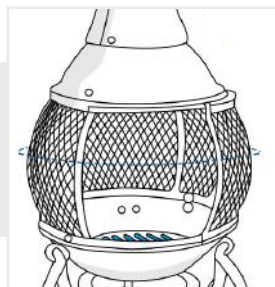
3. Upper Diameter:
Upper Diameter of the Chiminea Cover



4. Neck Height:
Neck Height of the Chiminea Cover



5. Heat Chamber Diameter:
Heat Chamber Diameter of the Chiminea Cover



We encourage you to upload the image of the article you need the cover for - this helps our team ensure covers are designed keeping your requirements in mind.