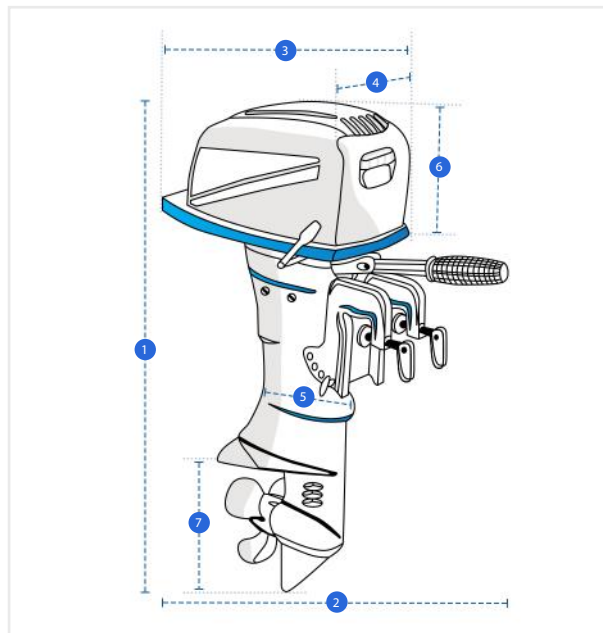


## How to Measure Custom Outdoor Boat Motor Covers

### Measurement Instruction

- ✓ Give exact measurement from edge to edge.
- ✓ We add 1" to 2" leeway on the given width/depth for easy pull-in and pull-out.
- ✓ The height dimensions will remain same as provided by you.



### Measurement (Inches)

1. Total Height

3. Depth #1

5. Depth #3

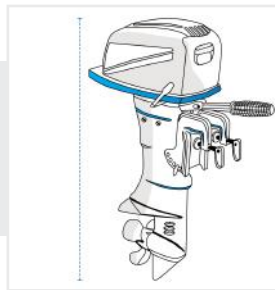
7. Height #2

2. Width

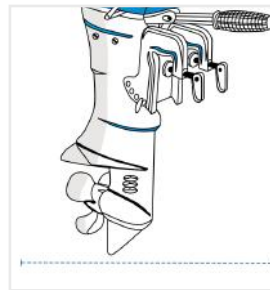
4. Depth #2

6. Height #1

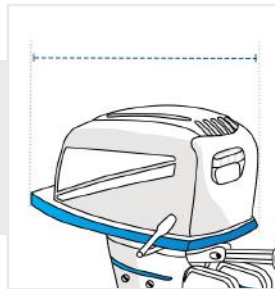
**1. Total Height:**  
Height from Top to Bottom



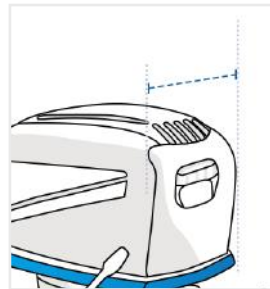
**2. Width:**  
Width of the Outdoor Boat Motor



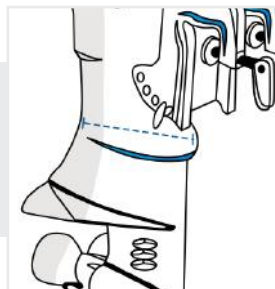
**3. Depth #1:**  
Depth #1 of the Outdoor Boat Motor



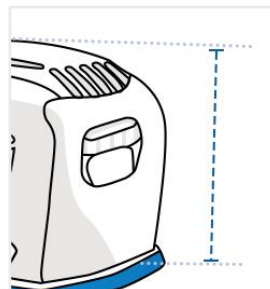
**4. Depth #2:**  
Depth #2 of the Outdoor Boat Motor



**5. Depth #3:**  
Depth #3 of the Outdoor Boat Motor



**6. Height #1:**  
Height of top portion of the Outdoor Boat Motor



**7. Height #2:**

Height of bottom portion of the  
Outdoor Boat Motor

